



Welcome to safetyservicesinc.com.

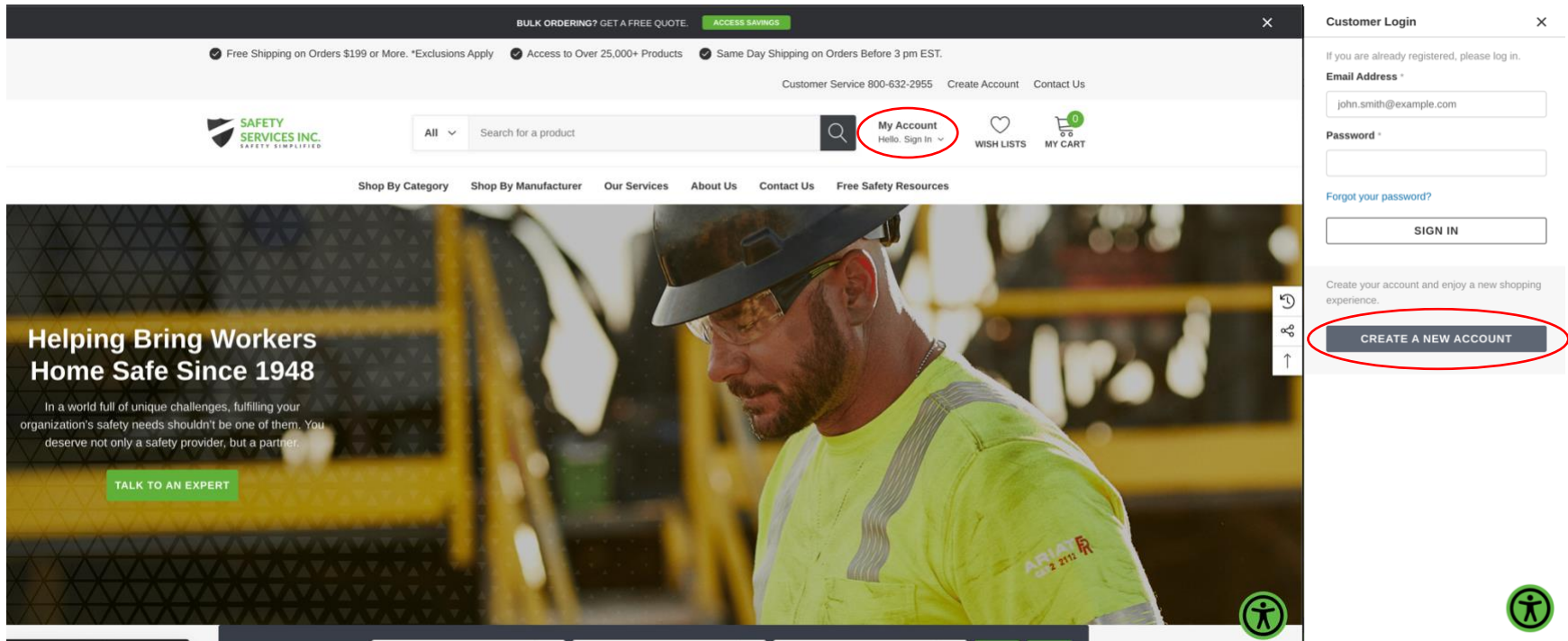
Ordering your PPE and industrial supplies online should be easy.

To help you get started, this guide will introduce you to all you need to know to register for an account, attach a PO to your order, add special instructions, place an order, and check your order status.

Let's go shopping! 🛒

1. Register for an online account.

From the homepage navigate to the "Sign in" link below the "My Account" Text. A Customer Login box will slide into view, then click "CREATE A NEW ACCOUNT".



Enter your account information as required.

NOTE: Your password must be at least 7 characters long and include: 1 lower case, 1 upper case, 1 number, and 1 special character.

Be sure to mark the box “Insiders Save-ty Club VIP” to ensure you receive insiders-only discounts and product updates. You also need to mark the box indicating that you are not a robot.

This isn't a weekly spam your inbox newsletter. We dislike spam as much as you do. We won't blow up your inbox. 😊


Home > Create Account

New Account

Email Address <small>Required</small>	<input type="text"/>	Password - must contain at least 7 characters, a number, a special character, an uppercase letter, and a lowercase letter. <small>Required</small>	<input type="password"/>
Confirm Password <small>Required</small>	<input type="password"/>	First Name <small>Required</small>	<input type="text"/>
Last Name <small>Required</small>	<input type="text"/>	Company Name	<input type="text"/>
Phone Number	<input type="text"/>	Address Line 1 <small>Required</small>	<input type="text"/>
Address Line 2	<input type="text"/>	Suburb/City <small>Required</small>	<input type="text"/>
Country <small>Required</small>	<input type="text" value="Choose a Country"/>	State/Province <small>Required</small>	<input type="text"/>
		Zip/Postcode <small>Required</small>	<input type="text"/>

Insiders Save-ty Club VIP

I would like to become a VIP member of your Insiders Save-ty Club and receive special offers and updates.

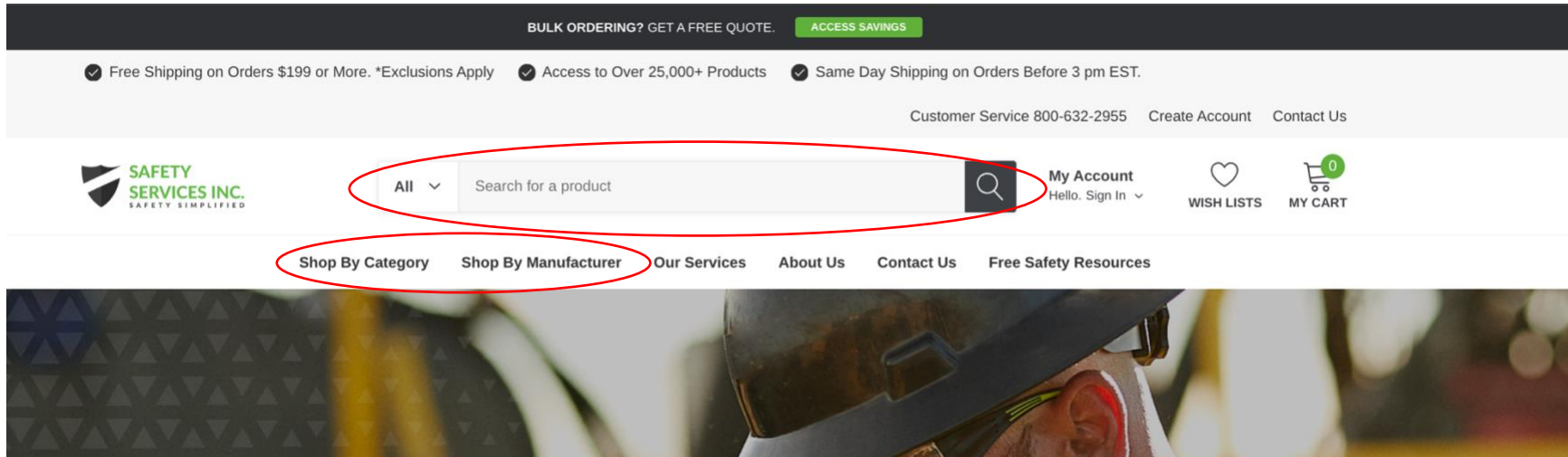
I'm not a robot  [Privacy](#) - [Terms](#)

CREATE ACCOUNT

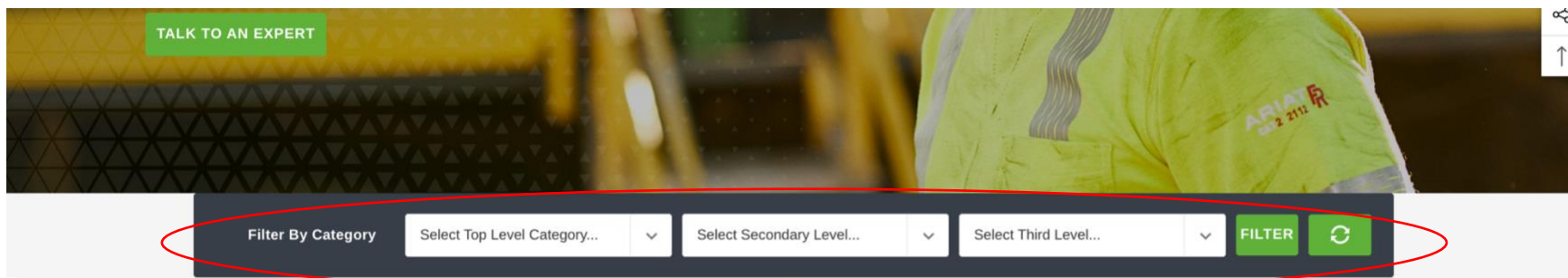
Congrats! Now you're in.

2. Start shopping!

Now click “Shop by Category or Shop by Manufacturer” to start browsing our store or you can search for items by product keyword, SSI item number, manufacturer part number, or brand by using the top navigation search bar.



If you want to narrow down your search results to a specific subcategory to view a list of comparable items, use our NEW “Filter By Category” section!



3. View your shopping cart and checkout.

When you are ready to submit your order, click “Checkout.”

This will take you to your checkout page. Because you are a registered user, your customer and shipping information will automatically populate in the corresponding fields.

SAFETY SERVICES INC.
SAFETY SIMPLIFIED

Customer
cjs@safetyservicesinc.com [SIGN OUT](#)

Shipping

SHIPPING ADDRESS

Cameron Strand
Safety Services, Inc. 12692262007
5286 Wynn Rd.
Kalamazoo, Michigan, 49048 / United States

My billing address is the same as my shipping address.

SHIPPING METHOD

In-Store Pickup (Address - 5286 Wynn Rd. Kalamazoo, MI.) \$0.00

Flat Rate Shipping (Ground) \$16.96


ORDER COMMENTS

[CONTINUE](#)

3 Billing

Order Summary [EDIT CART](#)

1 Item

 1 x LIFT Safety HRX-22WC2
RADIX Safety Helmet - Vented -
White \$107.09

Subtotal \$107.09

Shipping \$16.96

Tax \$6.43

[Promo/Gift Certificate](#)

Total (USD) \$130.48

4. Select your shipping preferences.

You may select from:

1. In-Store Pickup – 5286 Wynn Road, Kalamazoo, MI 49009
2. Flat Rate Shipping – UPS Ground
3. *On Select Items – LTL Shipment

Shipping

SHIPPING ADDRESS

Cameron Strand
Safety Services, Inc. 12692262007
5286 Wynn Rd.
Kalamazoo, Michigan, 49048 / United States


My billing address is the same as my shipping address.

SHIPPING METHOD

<input type="radio"/> In-Store Pickup (Address - 5286 Wynn Rd. Kalamazoo, MI.)	\$0.00
<input checked="" type="radio"/> Flat Rate Shipping (Ground)	\$16.96

ORDER COMMENTS

[CONTINUE](#)

 White	
Subtotal	\$107.09
Shipping	\$16.96
Tax	\$6.43
Promo/Gift Certificate	
Total (USD)	\$130.48

Note: all shipping charges are estimates and may vary slightly when billed by the carrier.

Optional - If you have specific order instructions or reference number, you may add them to the "Order Comments" box.

The screenshot shows a checkout form with the following elements:

- A checked checkbox: My billing address is the same as my shipping address.
- A section titled "SHIPPING METHOD" containing two options:
 - In-Store Pickup (Address - 5286 Wynn Rd. Kalamazoo, MI.) \$0.00
 - Flat Rate Shipping (Ground) \$16.96
- A section titled "ORDER COMMENTS" with a text input field containing the placeholder text "Shipping Instructions Go Here".
- A green "CONTINUE" button.
- A box on the right side labeled "Total (USD)".

A red circle highlights the "ORDER COMMENTS" section and the "CONTINUE" button.

Click "continue" to enter your billing info. If you are shipping to a single address and checked the box "my billing address is the same as my shipping address" your address will automatically populate.

5. Select your payment method.

If you are a member of SSI's Insider Save-ty Club **and** have an [approved credit application](#) on file with us, you will have the option to pay by purchase order.

4 Payment

The screenshot shows a payment selection interface with four radio button options. The first option is "Credit Card" with logos for VISA, MasterCard, AMEX, DISCOVER, and JCB. The second option is "Credit Cards" with logos for VISA, MasterCard, AMEX, and DISCOVER. The third option is "PayPal" with logos for VISA, MasterCard, AMEX, and DISCOVER. The fourth option is "Pay by Purchase Order", which is selected and highlighted with a red oval. This section includes a "Purchase Order Number (required)" text input field and an "Upload Purchase Order PDF (optional)" section with a "Choose File" button and "No file chosen" text. A red arrow points from a text box on the left to the "Credit Card" radio button. Another red arrow points from a text box on the left to the "PayPal" radio button. A third red arrow points from a text box on the right to the "Choose File" button. At the bottom of the form is a green "PLACE ORDER" button.

Pay by credit card.

Pay by PayPal.

NOTE: You must have an [approved credit application](#) on file and be an Insider Save-ty Club member to use this feature.

If you select “Pay by Purchase Order,” **you must provide a PO number in the Purchase Order Number field**. You may also upload a copy of your PO using the attachment feature.

Now click “Place Your Order” and do a Happy Dance!



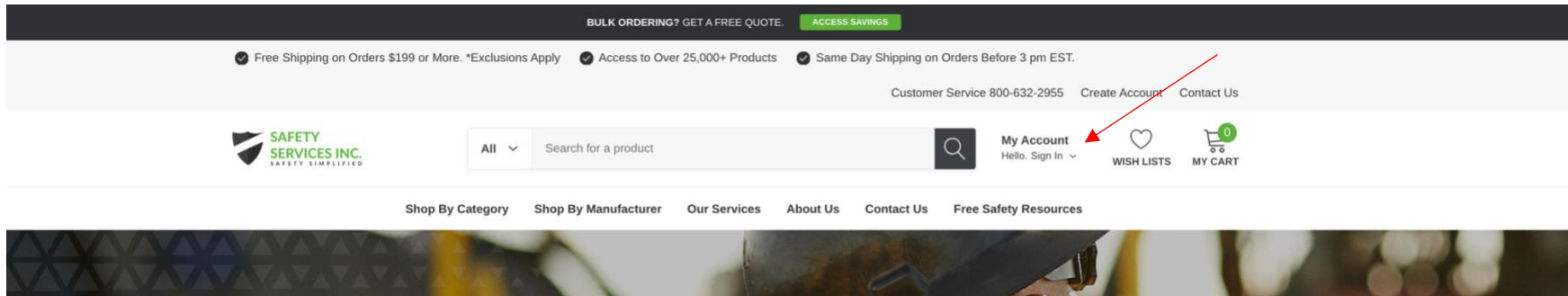
What happens now?

- SSI does a happy dance because we appreciate your business, and you will receive an order confirmation via e-mail letting you know we have received your order.
- If received before 2:30 PM EST, we will process, pick, and pack your order for shipping that day. All other orders will ship the following business day.
- SSI will send you a shipping confirmation and tracking number for your order. Once your order has shipped, your credit card will be billed for the order amount, shipping, and tax.
- If you paid by purchase order, an invoice will be sent to the appropriate party on file.
- You can access your account to check the status of your order or view and print copies of your invoice.
- You can tell all your friends who buy safety equipment how easy it is to buy online at safety-services-inc.com. Just kidding...but if you want to, we won't stop you. 😊
- Come back to safety-services-inc.com to place new order or reorder items. You can also build lists for future use.

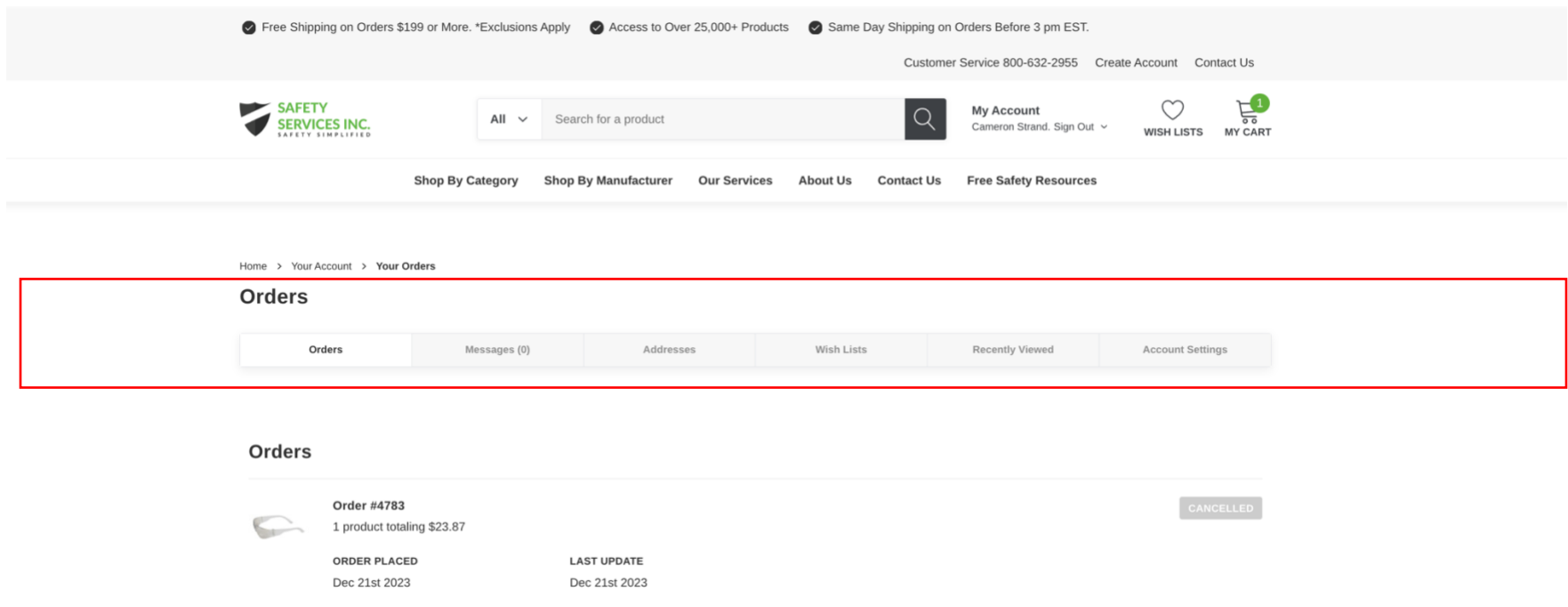
Learn how on the next page...

6. View your Order history and Reorder in 1- Click.

To view your order history, simply sign in on the homepage with your e-mail address and SSI website password.



Once logged in, you will be brought to your “View Orders” page. Here you can view order details, view and print your invoice, and check your order status.





7. Reorder based off prior order.

First, click the order number you'd like to reorder from (ex: Order #4783)

Orders

Orders	Messages (0)	Addresses	Wish Lists	Recently Viewed	Account Settings
--------	--------------	-----------	------------	-----------------	------------------

Orders

	Order #4783 1 product totaling \$23.87			CANCELLED
	ORDER PLACED Dec 21st 2023	LAST UPDATE Dec 21st 2023		
	Order #4780 1 product totaling \$23.87			CANCELLED
	ORDER PLACED Dec 20th 2023	LAST UPDATE Dec 20th 2023		


Select the items you would like to reorder and click "Reorder."

Order #4783

Orders	Messages (0)	Addresses	Wish Lists	Recently Viewed	Account Settings
--------	--------------	-----------	------------	-----------------	------------------

Order Contents

Items shipped to 5286 Wynn Rd., Kalamazoo, Michigan, 49048, United States

-  1 x PIP Zenon Z12™ Rimless Safety Glasses - Clear Temple - I/O Lens - Anti-Scratch - 250-01-0900 \$22.52

Subtotal:	\$22.52
Tax:	\$1.35
Grand total:	\$23.87

Order Details

Order status: Cancelled
Order date: Dec 21st 2023
Order total: \$23.87
Payment method: Pay by Purchase Order

[PRINT INVOICE](#)

Ship To

Cameron Strand
Safety Services, Inc.
5286 Wynn Rd.
Kalamazoo, Michigan 49048
United States

Yep...that simple. Woot!



You can also create lists!

Let's say you want to build a different list of items for each of your locations.

Click on the "[Your Name] Lists."

Name your list, then head over to the store to find what you need.

When you find the items you are looking for just click "Add to your list."

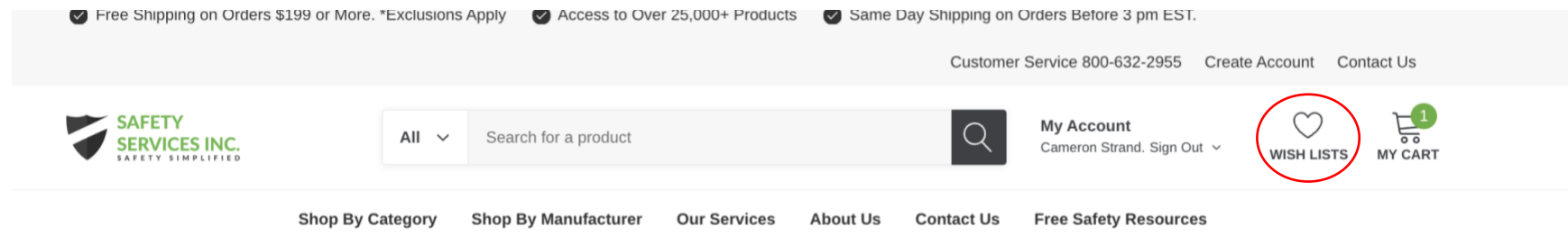
Select the list you want to add the items to and voila!

You can return to your lists to find those items to purchase the next time you are ready.

To purchase items on your list, open your list, add them to your cart and checkout.

Badabing badaboom.

You can find your lists option here...



You're automatically assigned a "Wish List" but to rename or add more, click "New Wish Lists"

Orders	Messages (0)	Addresses	Wish Lists	Recently Viewed	Account Settings
Wish List Name	Items	Shared	Action		
My Wish List	10	No	EDIT		
			DELETE		
			NEW WISH LIST		
			DELETE ALL		

Enter the name of your list and click “Create Wish List”.

Orders	Messages (0)	Addresses	Wish Lists	Recently Viewed	Account Settings
Wish List Name:			Required		
<input type="text"/>					
<input type="checkbox"/> Share Wish List?					
CREATE WISH LIST					

Head to the store and click on the item you want to add to your list. Then click “Wish List,” select the list you want the item added to.



EZ-Cool® Evaporative Cooling Towel - PIP - 396-EZ900 - W/Storage Container

★ ★ ★ ★ ★ (No reviews) Write A Review

\$6.70 - \$6.76

SKU: 396-EZ900

Availability:

In Stock Items Usually Ship Same Day If Ordered Before 3 PM EST.

Unit of Measure: Each

Package Quantity: 1 Per Package

Color: Required

Navy Lime

Quantity:

Quantity selector showing 1 unit.

ADD TO CART WISH LIST

Related Products

My Wish List
Test
Create New Wish List



Let's Talk Safety
800-632-2955 [Ask an Experts >](#)

Description

Evaporative Bandana Cooling

Features

- Polyester and cotton blend fabric with cooling crystals

Last but not least, you can send us a message regarding a specific order right from your account. From the account screen click on “Messages.” These messages are sent directly to SSI’s customer care team.

Messages

- Orders
- Messages (0)**
- Addresses
- Wish Lists
- Recently Viewed
- Account Settings

Messages

Send a Message

Order: Required

Order #4783 - Placed on Dec 21st 2023 for \$23.87 v

Subject Required

Message Required

SEND MESSAGE

CLEAR

You are also welcome to contact us by phone at 800-632-2955 and press 3. We are always happy to hear from you. 🗣️

At SSI...



So, that's all there is to it.

We hope this user guide gave you all you needed to get started and entertained you along the way.

We look forward to seeing you online soon!

Safety Services, Inc.